

# AVerMedia

Optimize Your Life with Audio & Video

## ExtremeCap 910

*The VGA/HDMI HD Recorder Complete with Voice Memo*



# The use of Extremecap 910



Lecture/Speech



Corporate Internal Training



External / Internal Meeting

## Pain points:

- Waste of cost in human resource
- Difficulty in gathering all staff
- Difficulty in combining audio and video (**sync issues**)
- Complicated set-up process
- Poor recording quality

PAST

NOW



## Our solution (ExtremeCap 910):

- Record without PC software
- Easy to carry around
- Easy set-up for immediately use
- One-click to start/stop recording
- Record high quality audio and video simultaneously (**sync audio to video**)


# User Scenarios



# User scenario 1: Corporate Training



Training in progress



Video record watching

Record your projected screen simultaneously





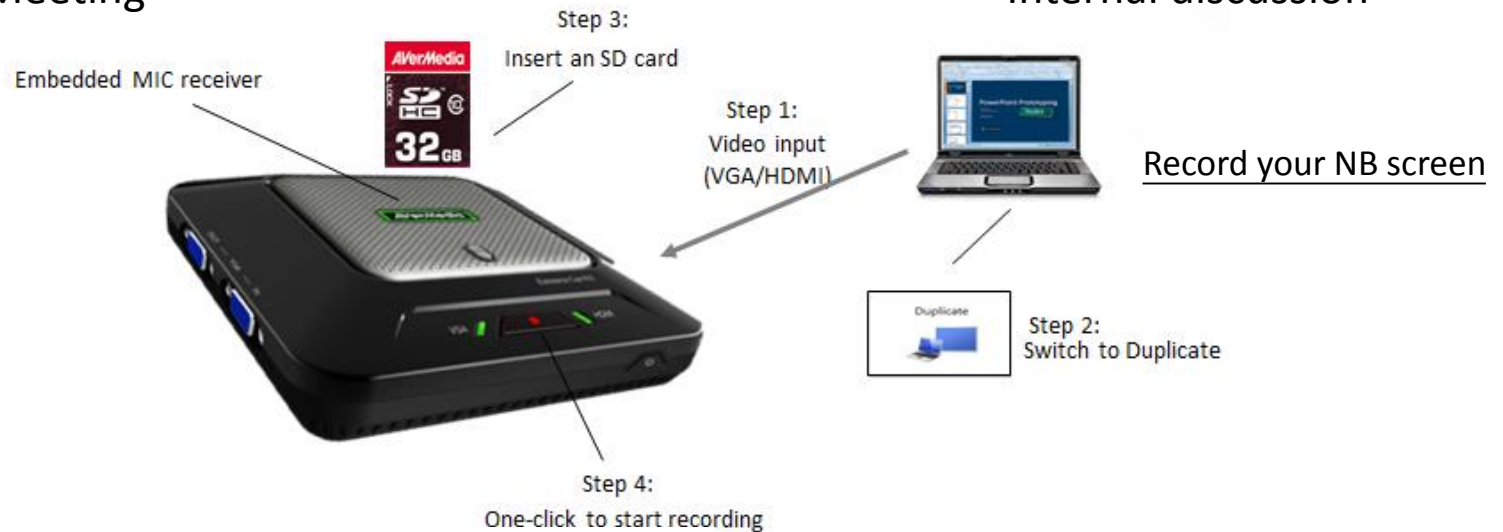
# User scenario 2: External Meeting



External Meeting



Internal discussion



# User scenario 3: Personal Learning



Computer class in progress



After class reviewing

Step 3:  
Insert an SD card



Step 4:  
One click to start recording

Step 2:  
Video pass-thru  
(VGA/HDMI)



Step 1:  
Video input  
(VGA/HDMI)



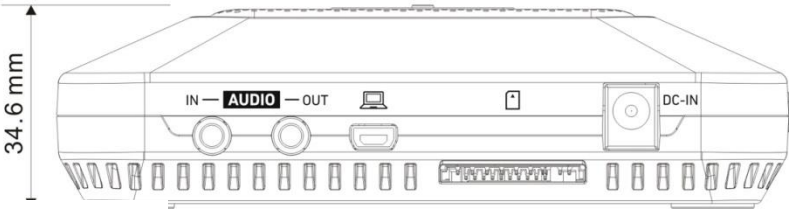
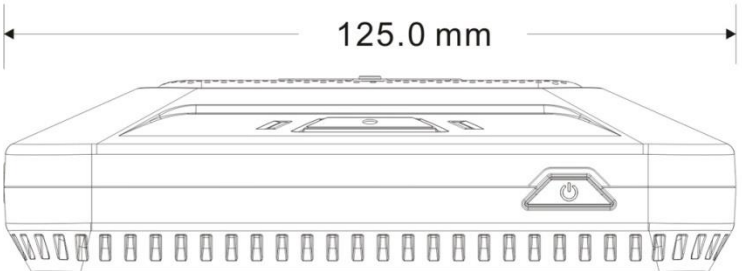
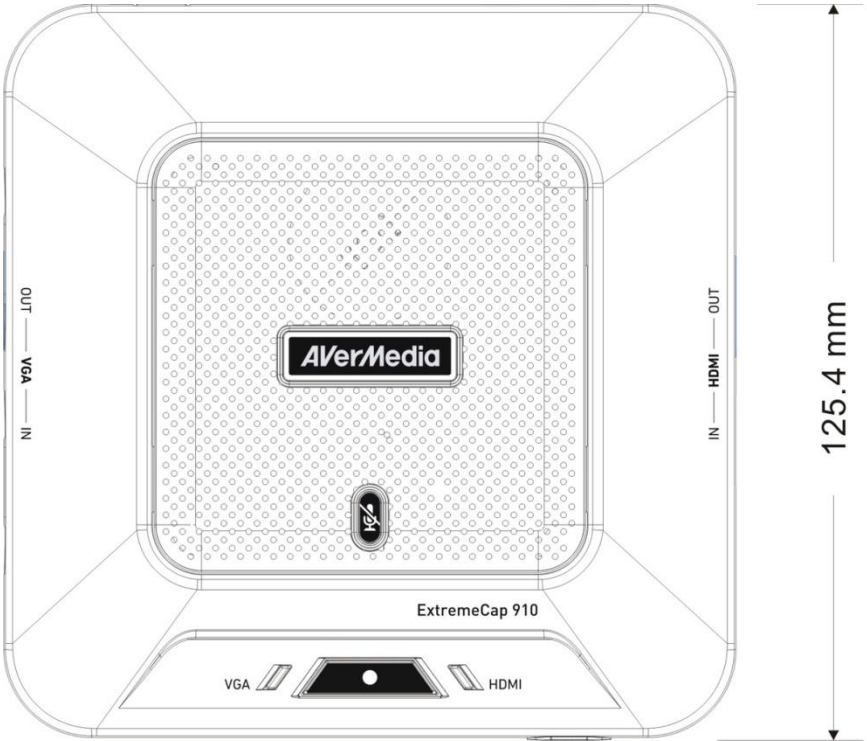
Record your desktop  
monitor

# Product Specification





# Dimensions





# ExtremeCap 910

VGA (I/O)



Mute



Built-in microphone  
for voice recording

One-click recording

Power button

HDMI (I/O)



Power in



SD card slot

Mini USB

Audio (I/O)

# Buttons & Indicators

## Status indicator

Indicates working status and volume reception

## Mute button & indicator

Mutes the volume or detects surrounding volume

## Video indicator

Indicates recognition of input source



## Record button & indicator

Starts or stops recording

# Specifications

ExtremeCap 910			
Interface	USB2.0 (mini USB)	Microphone	Omnidirectional Microphone
Input Signals	<b>Video:</b> Digital: HDMI/HDMI (pass-through) Analog: D-Sub/D-Sub (pass-through) <b>Audio:</b> Digital: HDMI/HDMI (pass-through) Analog: 3.5mm/3.5mm (pass-through)	Video Resolution	<b>HDMI input &amp; pass-thru:</b> 640x480@60p (min), 1920x1080@60p (max) <b>D-sub input &amp; pass-thru:</b> 640x480@60p (min), 1920x1080@60p (max) <b>Record:</b> 16Mbps/1080(30p) (max)
Audio Capture	<b>Input/Pass-through:</b> HDMI: PCM Stereo 3.5mm Audio: Stereo <b>Audio Capture:</b> AAC Stereo	Chroma Subsampling	Input/Pass-through: YUV 4:4:4 Record: YUV 4:2:0
Codec (Compressor & Decompressor)	Hardware H.264 encoder	File Size	Default: 2.7 G / 1H (Medium Quality - 6Mbps)
Storage	SD card: SDHC Class 10 (FAT32)	Weight	170g
Operating Temperature	0° C ~ 50° C	Recording Format (Video + Audio)	TS
Media players (Suggested)	Windows Media Player VLC Media Player KMPlayer Daum PotPlayer	File format converter	AVerMedia: TS-to-MP4 Utility <a href="http://gamerzone.avermedia.com//game_capture/live_gamer_portable">http://gamerzone.avermedia.com//game_capture/live_gamer_portable</a> (Please see the "Download" page)
Dimensions (mm)	125.4 (d) x 34.6 (h) x 125 (w) (Approximately)	Utility (Default)	Middle Meeting Room (15 people, 36m <sup>2</sup> ) Standard Quality (22 mins/GB, 6Mbps)
Package Includes	Adapter, HDMI cable, VGA cable, USB cable, Audio cable, Quick installation guide, LED indicator sticker		



**Thank You**

**AVerMedia**  
[www.avermedia.com](http://www.avermedia.com)